



View All Site Content

Employee Portal > Teacher

Applications

- Attachment Manager
- Bulletin Board
- FAQs
- Intranet
- Weekly Briefings

Directory Search

- District Offices
- Employee / Location

HR Info

- Leave Balances
- Payroll Dates
- PD / Master Plan Points
- Salary Calculations

Inspector General

- Report Fraud

Sites

- Dadeschools.net

Surveys

- Employee Portal Survey

Logout

District News & Events

Teacher - Student Portal Reference Guide 10/13/2008 1:23 PM
 by System Account
 Click here to learn how to navigate through the Portal

Adopt-A-Classroom Registration 9/10/2008 9:48 AM
 by System Account
 It has come to our attention that teachers registering with the Adopt-A-Classroom were experiencing difficulties receiving emails that would enable them to confirm the registration. If you or anyone you know continue to experience difficulty, please...

Teacher Collaboration Portal Training - Discover TEACH @ 9/5/2008 9:20 AM
 by System Account

Results from the Paperwork Reduction Survey @ 7/28/2008 9:46 AM
 by System Account

My Classes

Course	Class Collaboration	eTextBook	Room	Period
Art/2-D Comprehensive 1			3102	01
Art/2-D Comprehensive 2			3102	01
Art/2-D Comprehensive 3			3102	02
Art/2-D Comprehensive 1			3102	03
Art/2-D Comprehensive 1			3102	05
Advanced Placement Art-Drawing			3102	06
Advanced Placement Studio Art			3102	06

Latest News / RSS

RSS 1

Education: News & Videos ... (3)

Why MBA Means 'More Bitterness Ahead'
 Fri, 24 Oct 2008 01:00:00 EDT

Hidden College Costs: Rising Fees
 Tue, 09 Sep 2008 21:00:00 EDT

Teacher Resources

- Adopt-A-Classroom
- Beyond the Book
- Career Cruiser
- Destiny
- Edusoft
- FCAT Explorer
- Learning Essentials
- Plato (Middle Schools only)
- Virtual Library
- Newspapers In Education

Teacher District Documents

Type	Name	Modified By
	Code of Student Conduct - Secondary	System Account
	Code of Student Conduct - Elementary	System Account
	Student Activities for COSC - Elementary	System Account
	Student Activities for COSC - Secondary	System Account

Learning Village



Riverdeep Learning Village is an online environment for curriculum development and instructional management.

This new application offers all teachers an Instructional Organizer with tools to browse and create instructional materials and assessments that are correlated to state and District standards.

Click on the link(s) below to browse the course(s) and view the unit and lesson plans you have available.

- 06 Art
- 06 ESOL LA I
- 06 Intensive Reading - Voyager
- 06 Intensive Reading: Voyager Passport Reading Journeys
- 06 Intensive Reading
- 06 Language Arts



Log In

User Name:

Password:

LOG IN

**You are about to enter our Learning Village web site. Your six digit employee number is both your user name and password.
ex. 154263**

[Learning Village Support](#)


[Click here to submit a Heat Ticket](#)



The username and password are the employee number.

Home Instructional Organizer Professional Growth Tools Hot Topics HELP CHANGE LOCATION LOGOUT

Middle



giving our students the world

WELCOME, ANNABEL PRIDA-BAKER, TO LEARNING VILLAGE FOR MIDDLE


Teachers:
Click the **Instructional Organizer** tab above to locate lesson plans.

Need help navigating the Learning Village?
Click on the [Quick Access Guide](#) for an overview.


Contact Information

For further information and assistance on **M-DCPS Learning Village**, contact us at lvsupport@dadeschools.net

Riverdeep Learning Village



For further information on **Riverdeep Learning Village** contact [Shirley Mills](#), Riverdeep Project Manager.




This is the welcome screen. There are four tabs at the top of the window. The one that contains lesson plans is Instructional Organizer.


Home Instructional Organizer Professional Growth Tools Hot Topics HELP CHANGE LOCATION LOGOUT


Instructional Organizer Middle


Select Instructional Organizer:


Middle School



Courses
Browse, Search, and Build comprehensive standards-based courses



Unit Plans
Build comprehensive standards-based courses


Lesson Plans
Produce instructional lessons with supporting curriculum


Activities
Create detailed activities to support units and lessons


Resources
Access an online teacher-created reference library


Standards
Access standards


Curriculum
Access Destination Reading, Destination Math and Legal Science

[Lesson Plan Tools and Tips](#)

Click on Lesson Plans

Home Instructional Organizer Professional Growth Tools Hot Topics HELP CHANGE LOCATION LOGOUT

Middle School

Lesson Plans: Middle School Lesson Plans

Select Lesson Plans For : Middle School Lesson Plans GO

Browse | Search | Create Middle

Browse Lesson Plans

View: My Items All Shared Items Jury Items Sort by: Title Show: ALL GO

<<Previous [11] 12 13 14 15 16 17 18 19 20 Next>>

Title	Creator	SUBJECT AREA	COURSE CONNECTION	GRADE LEVEL
06 Reading LP 037 Tough Calls	CECELIA MAGRATH	READING - Grade 6	INTENSIVE READING MIDDLE SCHOOL (10000102), READ 1 M/J (1008010H)	06
06 Reading LP 038 Tough Calls	CECELIA MAGRATH	READING - Grade 6	INTENSIVE READING MIDDLE SCHOOL (10000102), READ 1 M/J (1008010H)	06
06 Reading LP 039 Tough Calls	CECELIA MAGRATH	READING - Grade 6	INTENSIVE READING MIDDLE SCHOOL (10000102), READ 1 M/J (1008010H)	06
06 Reading LP 040 Tough Calls	CECELIA MAGRATH	READING - Grade 6	INTENSIVE READING MIDDLE SCHOOL (10000102), READ 1 M/J (1008010H)	06
06 Reading LP 041 Real-Life Hero	CECELIA MAGRATH	READING - Grade 6	INTENSIVE READING MIDDLE SCHOOL (10000102), READ 1 M/J (1008010H)	06
06 Reading LP 042 Real-Life Hero	CECELIA MAGRATH	READING - Grade 6	INTENSIVE READING MIDDLE SCHOOL (10000102), READ 1 M/J (1008010H)	06

In this view, we notice that it automatically set my search for Middle School Lesson Plans. I may choose to organize it by Title, Creator, Subject Area, Course Connection, or Grade Level.

Home Instructional Organizer Professional Growth Tools Hot Topics HELP CHANGE LOCATION LOGOUT

Middle School

Lesson Plans: Middle School Lesson Plans

[Browse](#) | [Search](#) | [Create](#) Middle

Lesson Plans: 06 Reading LP 037 Tough Calls

[<< Back](#) | [Copy](#) | [Print](#)

Title: 06 Reading LP 037 Tough Calls

GRADE LEVEL: 06

SUBJECT AREA: READING - Grade 6

COURSE CONNECTION: INTENSIVE READING MIDDLE SCHOOL (10000102), READ 1 M/J (1008010H)

DESCRIPTION / ABSTRACT OF LESSON: The student will review establishing a purpose, making and revising a prediction, and understand strategies for analyzing a plot and read with fluency.

Students will continue to work utilizing the instructional framework (Reading Aloud, daily vocabulary enrichment, whole group instruction, and differentiated instruction.) The time frames may need to be adjusted, but the framework for the course will be established.

OBJECTIVE(S): The student will review establishing a purpose, making and revising a prediction, and understand strategies for analyzing a plot and read with fluency.

TEACHER MATERIALS / TECHNOLOGY CONNECTIONS: 6th grade Teacher Edition Read XL

STUDENT MATERIALS / TECHNOLOGY CONNECTIONS: 6th grade Student Edition Read XL

Duration: 55 Minutes

ESSENTIAL QUESTION / KEY VOCABULARY: Can they establish a purpose, make and revise a prediction, and understand strategies for analyzing a plot and read with fluency?

GROUPING FOR INSTRUCTION: Whole, partner and small group

LESSON LEAD IN / OPENING: Use Think Aloud strategy for establishing a purpose TE 66, record student responses in their Learning Log.

STEPS TO DELIVER LESSON:

- Begin the story by Reading Aloud, model fluency and expression
- Call on students to read and practice fluency and expression (reread when necessary) pages 77-81 SE

I selected the first one on the list. There is a print link available for teachers who wish to print this lesson plan.

Lesson Plans: 06 Reading LP 037 Tough Calls

Title: 06 Reading LP 037 Tough Calls

GRADE LEVEL : 06

SUBJECT AREA : READING - Grade 6

COURSE CONNECTION : INTENSIVE READING MIDDLE SCHOOL (10000102),READ 1 M/J (1008010H)

DESCRIPTION / ABSTRACT OF LESSON: The student will review establishing a purpose, making and revising a prediction, and understand strategies for analyzing a plot and read with fluency.

Students will continue to work utilizing the instructional framework (Reading Aloud, daily vocabulary enrichment, whole group instruction, and differentiated instruction.) The time frames may need to be adjusted, but the framework for the course will be established.

OBJECTIVE(S): The student will review establishing a purpose, making and revising a prediction, and understand strategies for analyzing a plot and read with fluency.

TEACHER MATERIALS / TECHNOLOGY CONNECTIONS: 6th grade Teacher Edition Read XL

STUDENT MATERIALS / TECHNOLOGY CONNECTIONS: 6th grade Student Edition Read XL

6th grade Student Edition practice workbook Read XL

Duration : 55 Minutes

ESSENTIAL QUESTION / KEY VOCABULARY: Can they establish a purpose, make and revise a prediction, and understand strategies for analyzing a plot and read with fluency?

GROUPING FOR INSTRUCTION: Whole, partner and small group

LESSON LEAD IN / OPENING: Use Think Aloud strategy for establishing a purpose TE 66, record student responses in their Learning Log.

STEPS TO DELIVER LESSON:

- Begin the story by Reading Aloud, model fluency and expression
- Call on students to read and practice fluency and expression (reread when necessary) pages 77-81 SE
- Use questions in TE 66 & 68 to guide the reading.

GUIDED PRACTICE: See Above

INDEPENDENT PRACTICE: "See Differentiated Instruction-Independent Group"

DIFFERENTIATED INSTRUCTION: Group Rotation:

1. Independent Group: Have students use the graphic organizer TE 372 to record the sequence of events

2. Teacher Directed Group: Discuss the Plot elements, complete a story map with the students, identify the main character, the setting, the problem of the story and how the problem was solved from the story, "Code Red"

3. Technology Group: Use available software; Electronic Text XL-Reading Plus, Read 180, FCAT Explorer, SuccessMaker * If technology is not available have students draw an illustration of the story as a time line, this can be done on sentence strips and record the events of the story.

The teacher will analyze assessment data such as the ORF, Instructional Focus Benchmark assessments, teacher-made tests and Interim Results to provide flexible small groups and vary activities to provide intervention and enrichment to students based on the data.

LESSON CLOSURE: Review the group work by posting the story map and student illustrations, Have students look at their original predictions and write a summary of what actually happened.

Home Learning: Practice Book, 35

Resources: 6th grade Teacher Edition Read XL

6th grade Student Edition Read XL

6th grade Student Edition practice workbook Read XL

Sentence strips for recording the illustration of events.

ASSESSMENT: Graphic Organizer of Sequence of Events (TE 372), Learning Log, Predictions

Jurying Profile: 6-8 Reading

Jury Admin Profile: 6-8 Reading Jury Admin

FLORIDA SSS STANDARDS & NETS: Florida STATE FL Language Arts Curriculum Framework (2004)

Grades 6-8

Strand A: Reading

Standard 1 LA.A.1.3: The student uses the reading process effectively.

Benchmark LA.A.1.3.1: The student uses background knowledge of the subject and text structure knowledge to make complex predictions of content, purpose, and organization of the reading selection.

Benchmark LA.A.1.3.2: The student uses a variety of strategies to analyze words and text, draw conclusions, use context and word structure clues, and recognize organizational patterns.

Standard 2 LA.A.2.3: The student constructs meaning from a wide range of texts.

Benchmark LA.A.2.3.1: The student determines the main idea or essential message in a text and identifies relevant details and facts and patterns of organization.

Strand E: Literature

Standard 1 LA.E.1.3: The student understands the common features of a variety of literary forms.

Benchmark LA.E.1.3.2: The student recognizes complex elements of plot, including setting, character development, conflicts, and resolutions.

Creator : CECELIA A MAGRATH

Date Created : July 01, 2007

Date Modified : July 09, 2007